

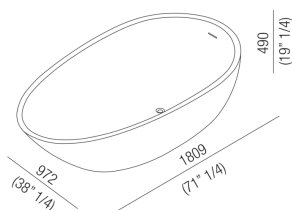


Vasche Spoon XL

AVAS0916Z

Benedini Associati, 2005

Vasca



Finiture



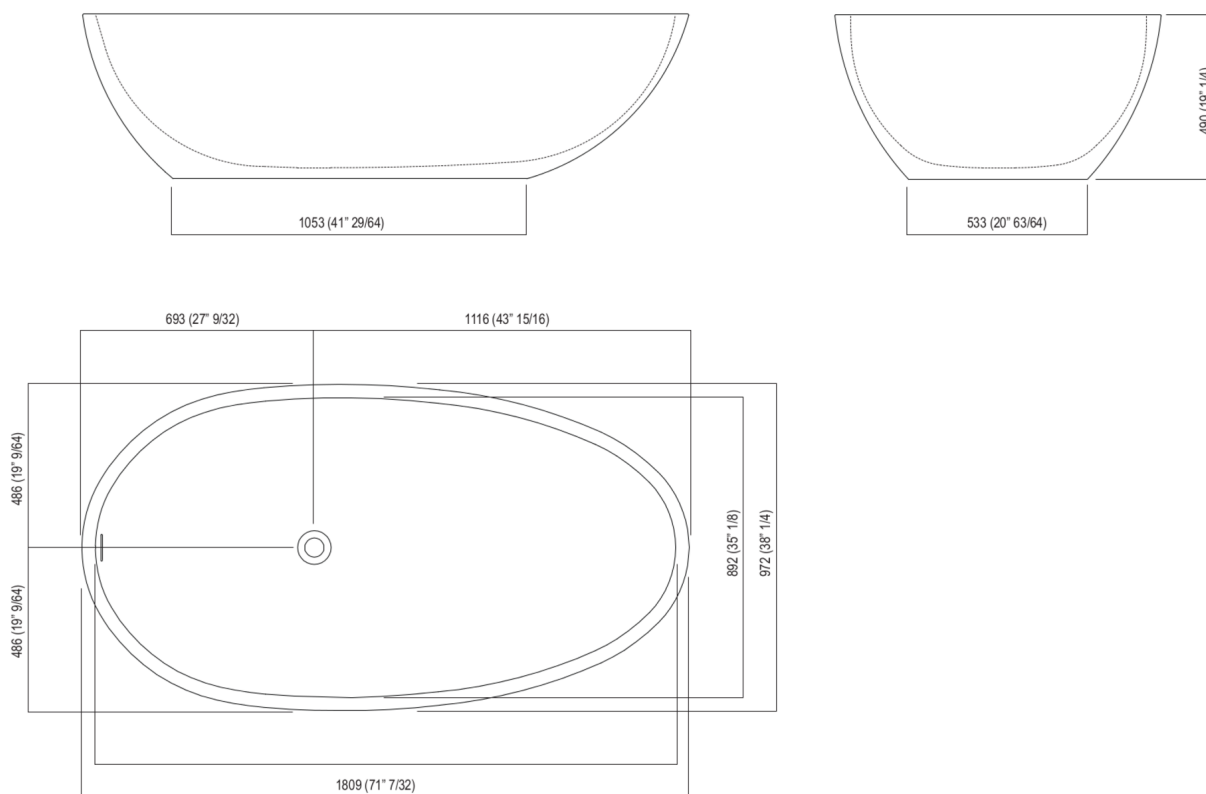
Cristalplant® biobased bianco
AVAS0916Z

Vasca ovale in Cristalplant® biobased bianco con foro per troppo pieno, senza fori per rubinetteria; questa può essere collocata a parete, a terra o su colonnina Pillar o Pillar 2 di nostra produzione. È obbligatorio l'utilizzo della piletta sifonata .MET0477 (.MET0434 per vasche in esposizione). Per un'installazione più agevole, si suggerisce l'utilizzo del pozzetto per vasca AKITPZVAS. Materiali usati: Cristalplant® biobased.

Altezza:	49.0 cm	19" 1/4 inches
Profondità:	97.2 cm	38" 1/4 inches
Lunghezza:	180.9 cm	71" 1/4 inches
Capacità:	320.0 l	84 gal
Peso:	115.0 kg	254 lbs
Dimensioni imballo:	111 x 193 x 68 cm	43"6/8 x 76" x 26"6/8 inches
Peso con imballo:	163.0 kg	360 lbs

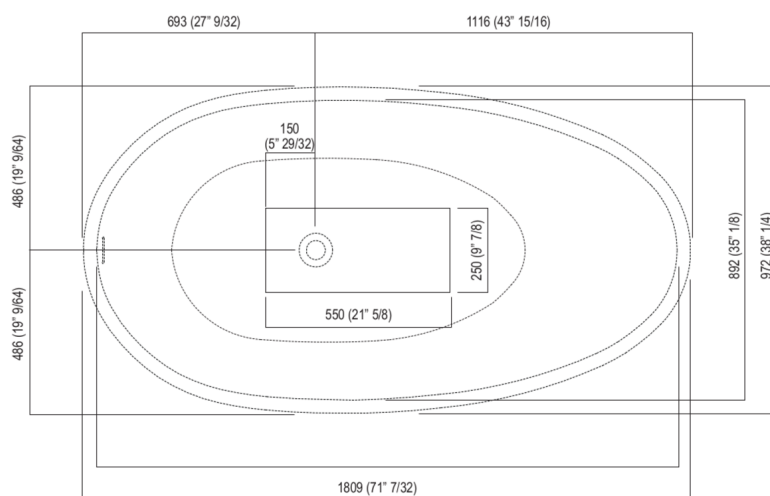


Dimensioni principali



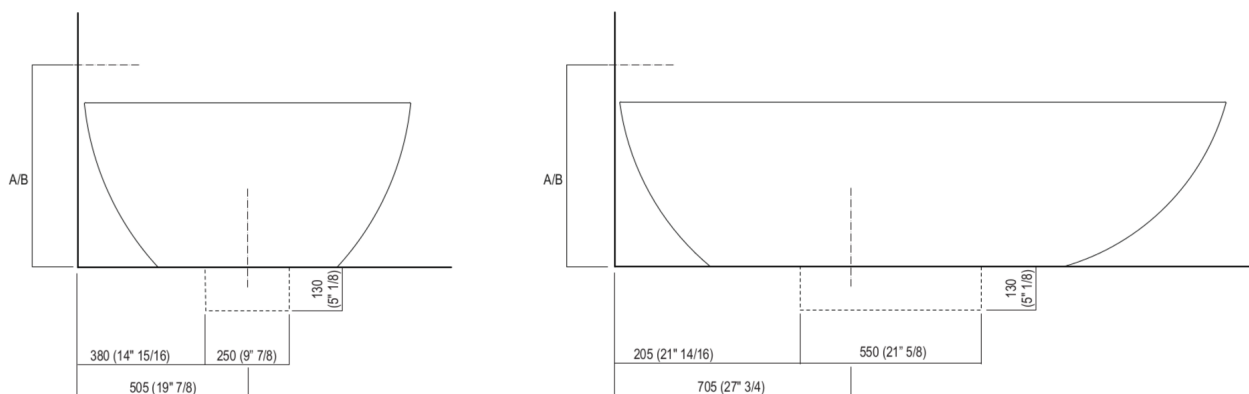


Quote per pozzetto





Quote per rubinetteria a parete

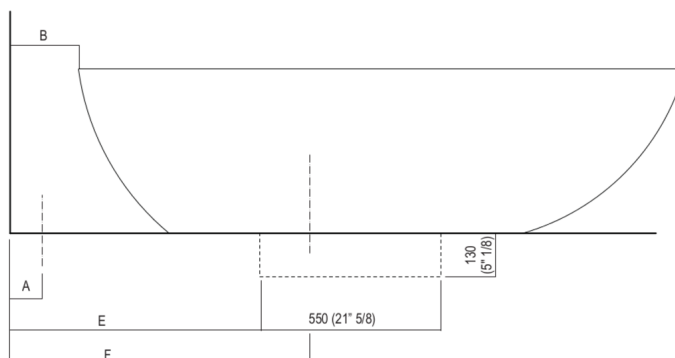
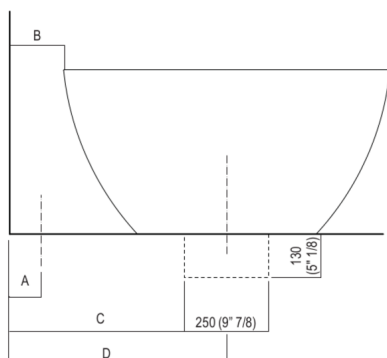


	A*	B**
FEZ (ARUB050000L, ARUB051000L, ARUB150000C, ARUB151000C, ARUB1089S, ARUB190000C, ARUB191000C, ARUB1091S)	590 (23\"1/4)	-
MEMORY (ARUB1076S, ARUB1077S, ARUB1040S)	590 (23\"1/4)	-
SUITE (ARUB1107S)	590 (23\"1/4)	-
SQUARE (ARUB0932N, ARUB0933N)	-	590 (23\"1/4)
SEN (ASEN0912V)	-	590 (23\"1/4)

* inserasse gruppo / axial distance for tap
** filo inferiore gruppo / Tap's lower edge



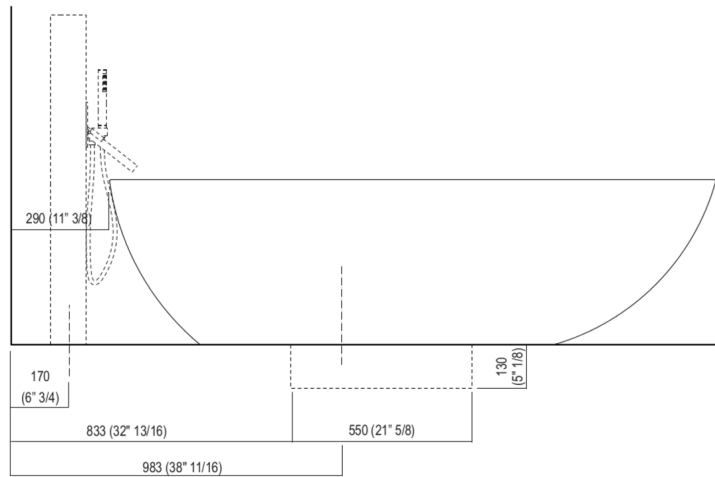
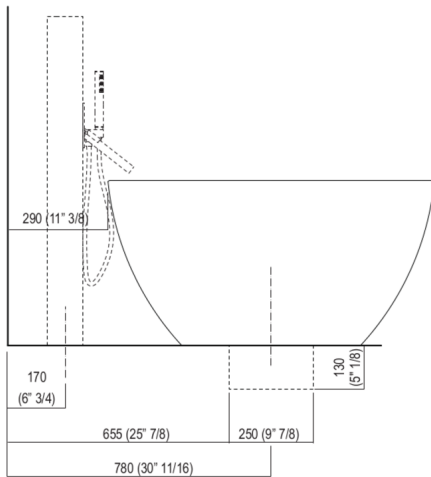
Quote per piantane da terra



	A	B	C	D	E	F
FEZ (ARUB140, RAUB145, ARUB170N)	80 (3"1/8)	200 (7"7/8)	567 (22" 5/16)	692 (27" 1/4)	743 (29" 1/4)	893 (35" 3/16)
MEMORY (ARUB1078, ARUB1072, ARUB1033)	80 (3"1/8)	200 (7"7/8)	567 (22" 5/16)	692 (27" 1/4)	743 (29" 1/4)	893 (35" 3/16)
SQUARE (ARUB0961L, ARUB0934L, ARUB0935NL, ARUB0936NL, ARUB0952L, ARUB1024N)	80 (3"1/8)	165 (6"1/5)	507 (20")	657 (27"5/8)	708 (27" 7/8)	858 (33" 3/4)
SUITE (ARUB1108S)	80 (3"1/8)	165 (6"1/5)	532 (20"15/16)	657 (27"5/8)	708 (27" 7/8)	858 (33" 3/4)
SEN (ASEN0911)	80 (3"1/8)	165 (6"1/5)	532 (20"15/16)	657 (27"5/8)	708 (27" 7/8)	858 (33" 3/4)

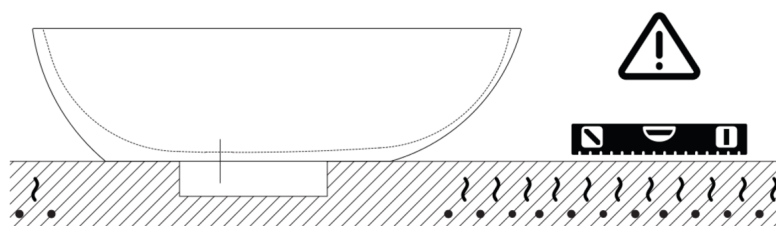


Quote per colonna porta rubinetteria





Nota



La vasca deve essere installata su un pavimento perfettamente piano.
The bathtub must be positioned on a flat floor surface.

E' necessario predisporre a pavimento un pozzetto.
It is necessary to prepare a recess in the floor.

Evitare di realizzare impianti di riscaldamento nell'area sottostante la vasca.
Avoid the installation of floor heating plants in the area under the bathtub.